

## 7.2 Red Black Trees

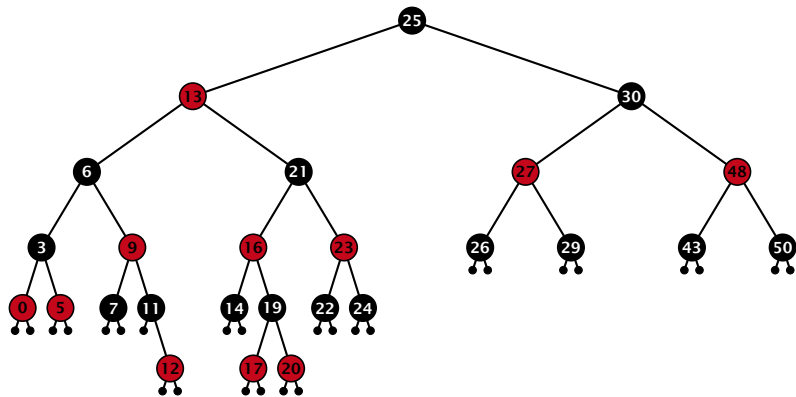
### Definition 1

A red black tree is a balanced binary search tree in which each internal node has two children. Each internal node has a color, such that

1. The root is black.
2. All leaf nodes are black.
3. For each node, all paths to descendant leaves contain the same number of black nodes.
4. If a node is red then both its children are black.

The **null**-pointers in a binary search tree are replaced by pointers to special null-vertices, that do not carry any object-data

# Red Black Trees: Example



## 7.2 Red Black Trees

### Lemma 2

A red-black tree with  $n$  internal nodes has height at most  $\mathcal{O}(\log n)$ .

### Definition 3

The **black height**  $\text{bh}(v)$  of a node  $v$  in a red black tree is the number of black nodes on a path from  $v$  to a leaf vertex (not counting  $v$ ).

We first show:

### Lemma 4

A sub-tree of black height  $\text{bh}(v)$  in a red black tree contains at least  $2^{\text{bh}(v)} - 1$  internal vertices.

## 7.2 Red Black Trees

### Proof of Lemma 4.

#### Induction on the height of $v$ .

#### base case ( $\text{height}(v) = 0$ )

- ▶ If  $\text{height}(v)$  (maximum distance btw.  $v$  and a node in the sub-tree rooted at  $v$ ) is 0 then  $v$  is a leaf.
- ▶ The black height of  $v$  is 0.
- ▶ The sub-tree rooted at  $v$  contains  $0 = 2^{\text{bh}(v)} - 1$  inner vertices.

## 7.2 Red Black Trees

### Proof (cont.)

#### induction step

- ▶ Suppose  $v$  is a node with  $\text{height}(v) > 0$ .
- ▶  $v$  has **two** children with strictly smaller height.
- ▶ These children ( $c_1, c_2$ ) either have  $\text{bh}(c_i) = \text{bh}(v)$  or  $\text{bh}(c_i) = \text{bh}(v) - 1$ .
- ▶ By induction hypothesis both sub-trees contain at least  $2^{\text{bh}(v)-1} - 1$  internal vertices.
- ▶ Then  $T_v$  contains at least  $2(2^{\text{bh}(v)-1} - 1) + 1 \geq 2^{\text{bh}(v)} - 1$  vertices.



## 7.2 Red Black Trees

### Proof of Lemma 2.

Let  $h$  denote the height of the red-black tree, and let  $P$  denote a path from the root to the furthest leaf.

At least half of the nodes on  $P$  must be black, since a red node must be followed by a black node.

Hence, the black height of the root is at least  $h/2$ .

The tree contains at least  $2^{h/2} - 1$  internal vertices. Hence,  
 $2^{h/2} - 1 \leq n$ .

Hence,  $h \leq 2 \log(n + 1) = \mathcal{O}(\log n)$ . □

## 7.2 Red Black Trees

### Definition 1

A red black tree is a balanced binary search tree in which each internal node has two children. Each internal node has a color, such that

1. The root is black.
2. All leaf nodes are black.
3. For each node, all paths to descendant leaves contain the same number of black nodes.
4. If a node is red then both its children are black.

The **null**-pointers in a binary search tree are replaced by pointers to special null-vertices, that do not carry any object-data.

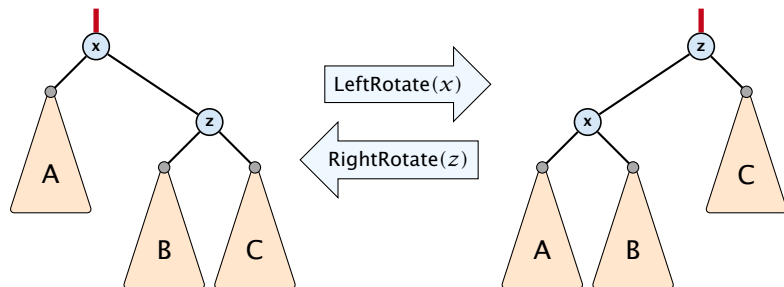
## 7.2 Red Black Trees

We need to adapt the insert and delete operations so that the red black properties are maintained.



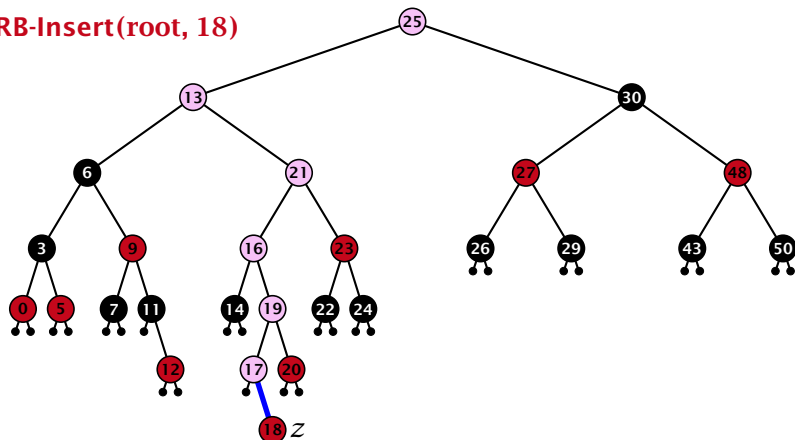
# Rotations

The properties will be maintained through rotations:



# Red Black Trees: Insert

RB-Insert(root, 18)



**Insert:**

- ▶ first make a normal insert into a binary search tree
- ▶ then fix red-black properties

# Red Black Trees: Insert

## Invariant of the fix-up algorithm:

- ▶  $z$  is a red node
- ▶ the black-height property is fulfilled at every node
- ▶ the only violation of red-black properties occurs at  $z$  and  $\text{parent}[z]$ 
  - ▶ either both of them are red  
(most important case)
  - ▶ or the parent does not exist  
(violation since root must be black)

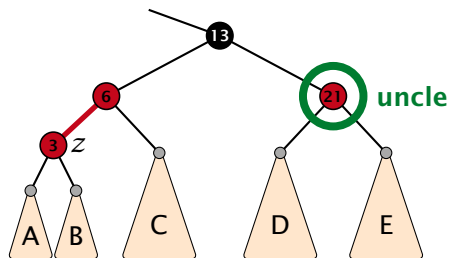
If  $z$  has a parent but no grand-parent we could simply color the parent/root black; however this case never happens.

# Red Black Trees: Insert

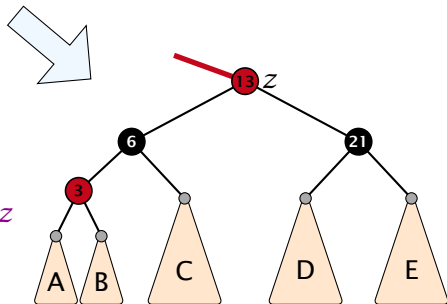
## Algorithm 10 InsertFix( $z$ )

```
1: while parent[ $z$ ]  $\neq$  null and col[parent[ $z$ ]] = red do
2:   if parent[ $z$ ] = left[gp[ $z$ ]] then  $z$  in left subtree of grandparent
3:      $uncle \leftarrow$  right[grandparent[ $z$ ]]
4:     if col[ $uncle$ ] = red then Case 1: uncle red
5:       col[p[ $z$ ]]  $\leftarrow$  black; col[ $u$ ]  $\leftarrow$  black;
6:       col[gp[ $z$ ]]  $\leftarrow$  red;  $z \leftarrow$  grandparent[ $z$ ];
7:     else Case 2: uncle black
8:       if  $z$  = right[parent[ $z$ ]] then 2a:  $z$  right child
9:          $z \leftarrow$  p[ $z$ ]; LeftRotate( $z$ );
10:      col[p[ $z$ ]]  $\leftarrow$  black; col[gp[ $z$ ]]  $\leftarrow$  red; 2b:  $z$  left child
11:      RightRotate(gp[ $z$ ]);
12:     else same as then-clause but right and left exchanged
13: col(root[ $T$ ])  $\leftarrow$  black;
```

## Case 1: Red Uncle

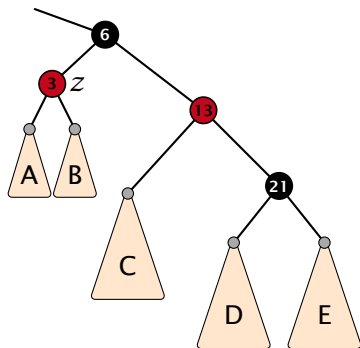
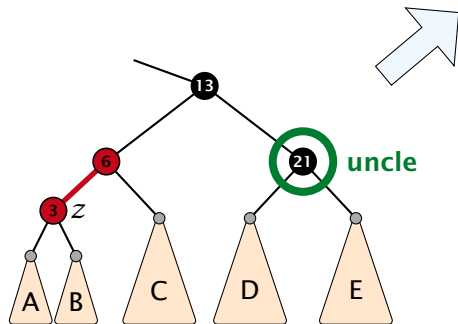


1. recolour
2. move  $z$  to grand-parent
3. invariant is fulfilled for new  $z$
4. you made progress



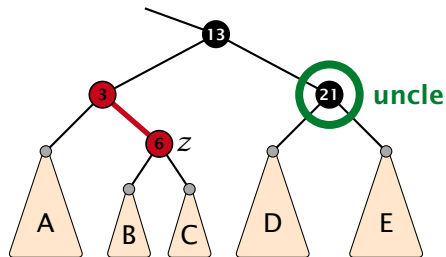
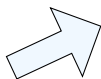
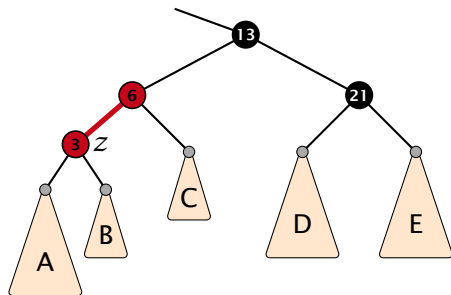
## Case 2b: Black uncle and z is left child

1. rotate around grandparent
2. re-colour to ensure that black height property holds
3. you have a red black tree



## Case 2a: Black uncle and z is right child

1. rotate around parent
2. move  $z$  downwards
3. you have Case 2b.



# Red Black Trees: Insert

## Running time:

- ▶ Only Case 1 may repeat; but only  $h/2$  many steps, where  $h$  is the height of the tree.
- ▶ Case 2a  $\rightarrow$  Case 2b  $\rightarrow$  red-black tree
- ▶ Case 2b  $\rightarrow$  red-black tree

Performing Case 1 at most  $\mathcal{O}(\log n)$  times and every other case at most once, we get a red-black tree. Hence  $\mathcal{O}(\log n)$  re-colorings and at most 2 rotations.



# Red Black Trees: Delete

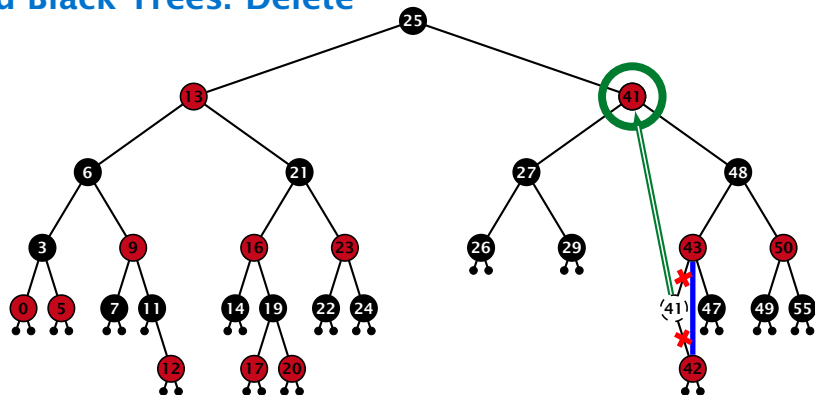
First do a standard delete.

If the spliced out node  $x$  was red everything is fine.

If it was black there may be the following problems.

- ▶ Parent and child of  $x$  were red; two adjacent red vertices.
- ▶ If you delete the root, the root may now be red.
- ▶ Every path from an ancestor of  $x$  to a descendant leaf of  $x$  changes the number of black nodes. Black height property might be violated.

## Red Black Trees: Delete

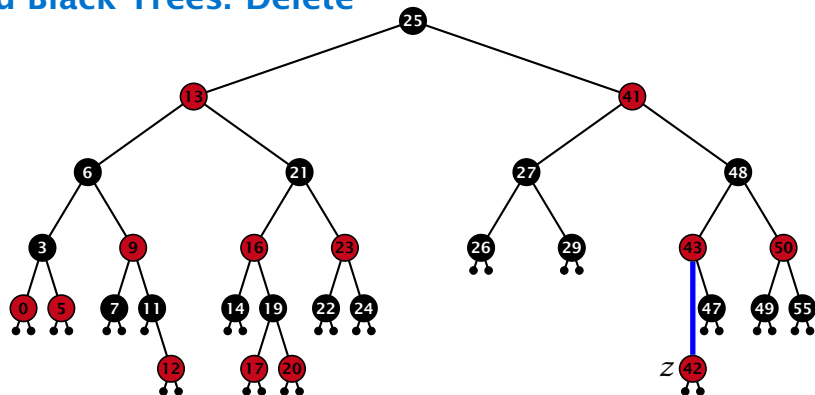


### Case 3:

Element has two children

- ▶ do normal delete
- ▶ when replacing content by content of successor, don't change color of node

## Red Black Trees: Delete



### Delete:

- ▶ deleting black node messes up black-height property
- ▶ if  $z$  is red, we can simply color it black and everything is fine
- ▶ the problem is if  $z$  is black (e.g. a dummy-leaf); we call a fix-up procedure to fix the problem.

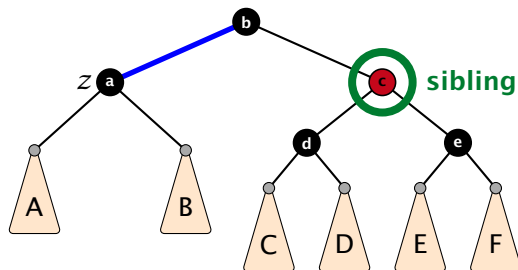
# Red Black Trees: Delete

## Invariant of the fix-up algorithm

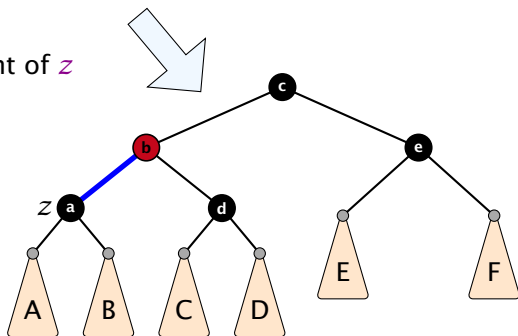
- ▶ the node  $z$  is black
- ▶ if we “assign” a fake black unit to the edge from  $z$  to its parent then the black-height property is fulfilled

**Goal:** make rotations in such a way that you at some point can remove the fake black unit from the edge.

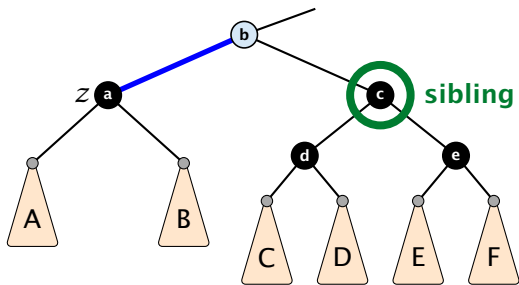
## Case 1: Sibling of $z$ is red



1. left-rotate around parent of  $z$
2. recolor nodes  $b$  and  $c$
3. the new sibling is black (and parent of  $z$  is red)
4. Case 2 (special), or Case 3, or Case 4

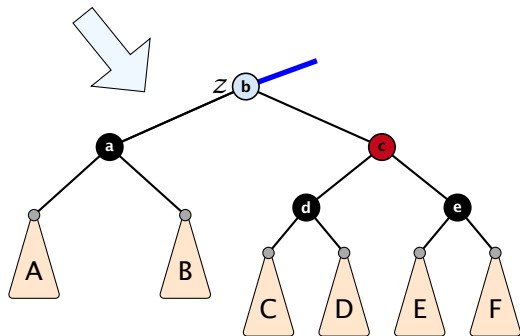


## Case 2: Sibling is black with two black children



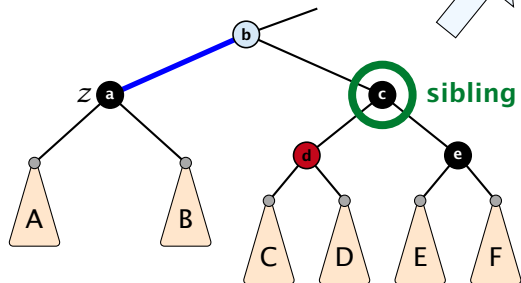
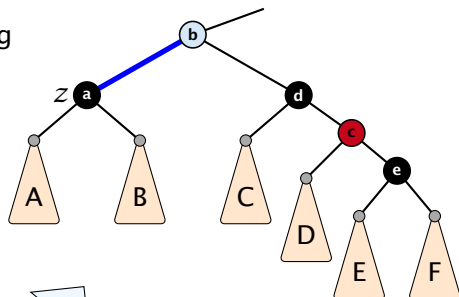
Here  $b$  is either black or red. If it is red we are in a special case that directly leads to a red-black tree.

1. re-color node  $c$
2. move fake black unit upwards
3. move  $z$  upwards
4. we made progress
5. if  $b$  is red we color it black and are done



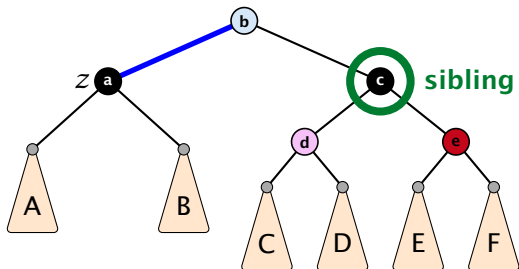
## Case 3: Sibling black with one black child to the right

1. do a right-rotation at sibling
2. recolor  $c$  and  $d$
3. new sibling is black with red right child (Case 4)



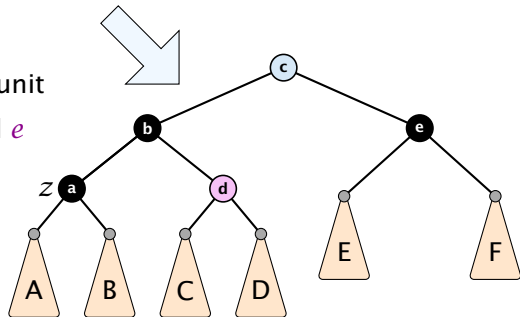
Again the blue color of  $b$  indicates that it can either be black or red.

## Case 4: Sibling is black with red right child



- Here **b** and **d** are either red or black but have possibly different colors.
- We recolor **c** by giving it the color of **b**.

1. left-rotate around **b**
2. remove the fake black unit
3. recolor nodes **b**, **c**, and **e**
4. you have a valid red black tree





## Running time:

- ▶ only Case 2 can repeat; but only  $h$  many steps, where  $h$  is the height of the tree
- ▶ Case 1 → Case 2 (special) → red black tree  
Case 1 → Case 3 → Case 4 → red black tree  
Case 1 → Case 4 → red black tree
- ▶ Case 3 → Case 4 → red black tree
- ▶ Case 4 → red black tree

Performing Case 2 at most  $\mathcal{O}(\log n)$  times and every other step at most once, we get a red black tree. Hence,  $\mathcal{O}(\log n)$  re-colorings and at most 3 rotations.

# Red-Black Trees

## Bibliography

- [CLRS90] Thomas H. Cormen, Charles E. Leiserson, Ron L. Rivest, Clifford Stein:  
*Introduction to Algorithms (3rd ed.)*,  
MIT Press and McGraw-Hill, 2009

Red black trees are covered in detail in Chapter 13 of [CLRS90].